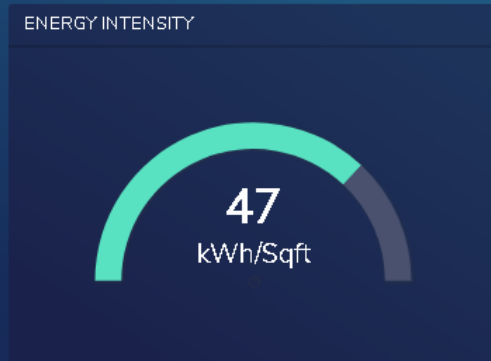

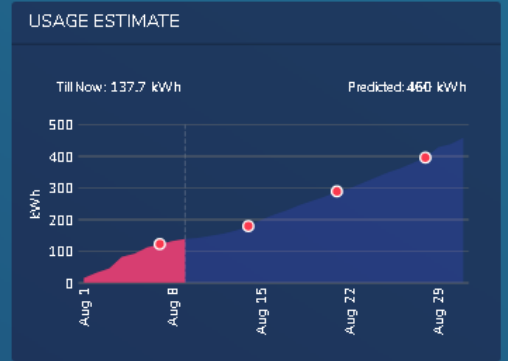
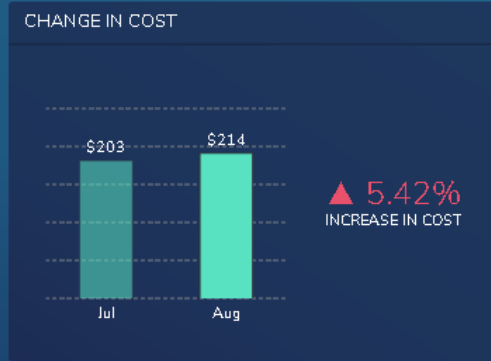


- Dashboard
- Cost
- Appliances
- Usage-by-rooms
- Emission



- Dashboard
- Cost
- Appliances
- Usage-by-rooms
- Emission

COST

THIS MONTH

LAST MONTH

JULY  
\$203

SO FAR THIS MONTH  
\$62.8

PREDICTED THIS MONTH  
\$214

ESTIMATED SAVINGS  
\$11



- Dashboard
- Cost
- Appliances
- Usage-by-rooms
- Emission

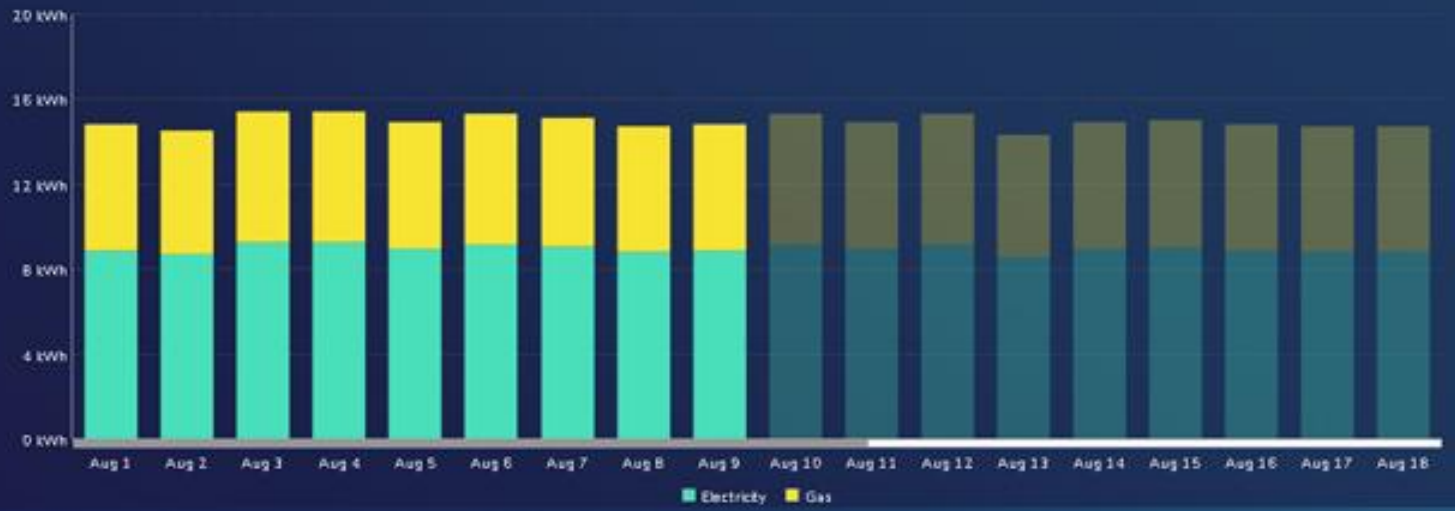
APPLIANCES

THIS MONTH LAST MONTH

Usage By: All

460 kWh

Electricity 276 kWh  
Gas 184 kWh





- Dashboard
- Cost
- Appliances
- Usage-by-rooms
- Emission

EMISSIONS

CARBON FOOTPRINT

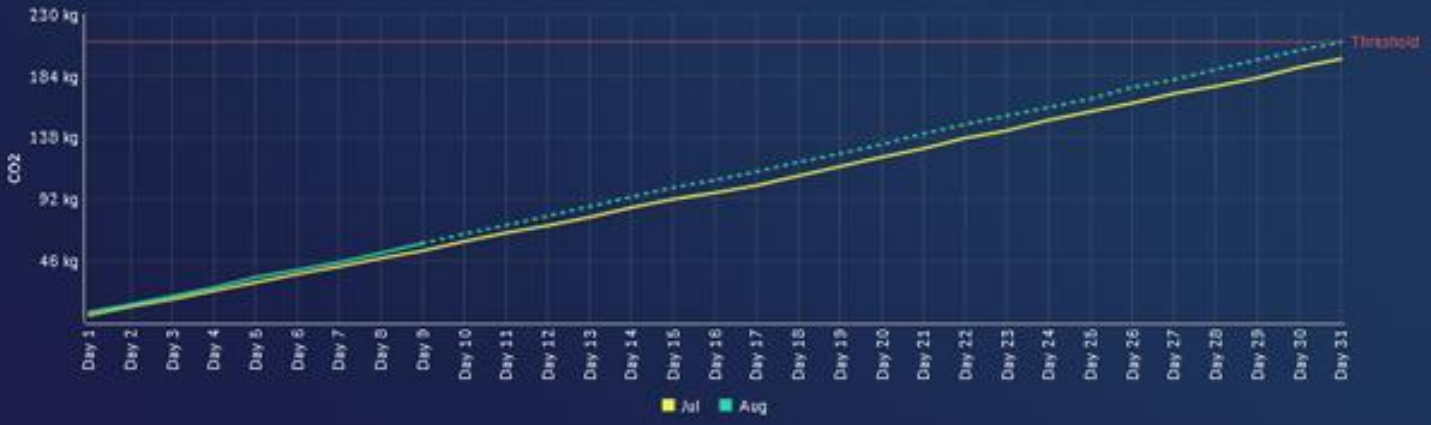
GREEN ENERGY STATS

JULY  
196 kg

SO FAR THIS MONTH  
59.1 kg

PREDICTED THIS MONTH  
209 kg

CHANGE IN EMISSIONS  
6.63% ▲



- Dashboard
- Cost
- Appliances
- Usage-by-rooms
- Emission

EMISSIONS

CARBON FOOTPRINT

GREEN ENERGY STATS

JULY  
225 kWh

SO FAR THIS MONTH  
71.8 kWh

PREDICTED THIS MONTH  
250 kWh

CHANGE IN EMISSIONS  
11.11% ▲

