

FNOL Wireframe

HOME

Call 911

Quick Claim


New Claim

Policy
Information

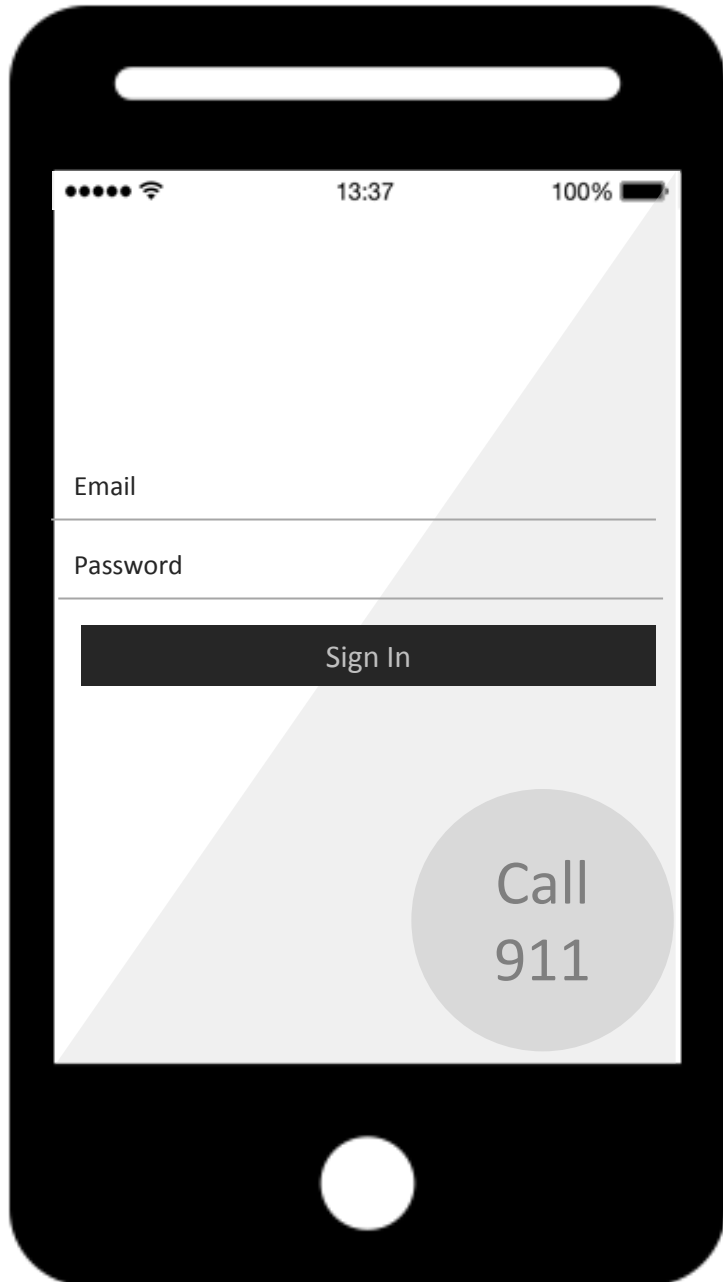
Claim
Status

Nearby Repair
Shop

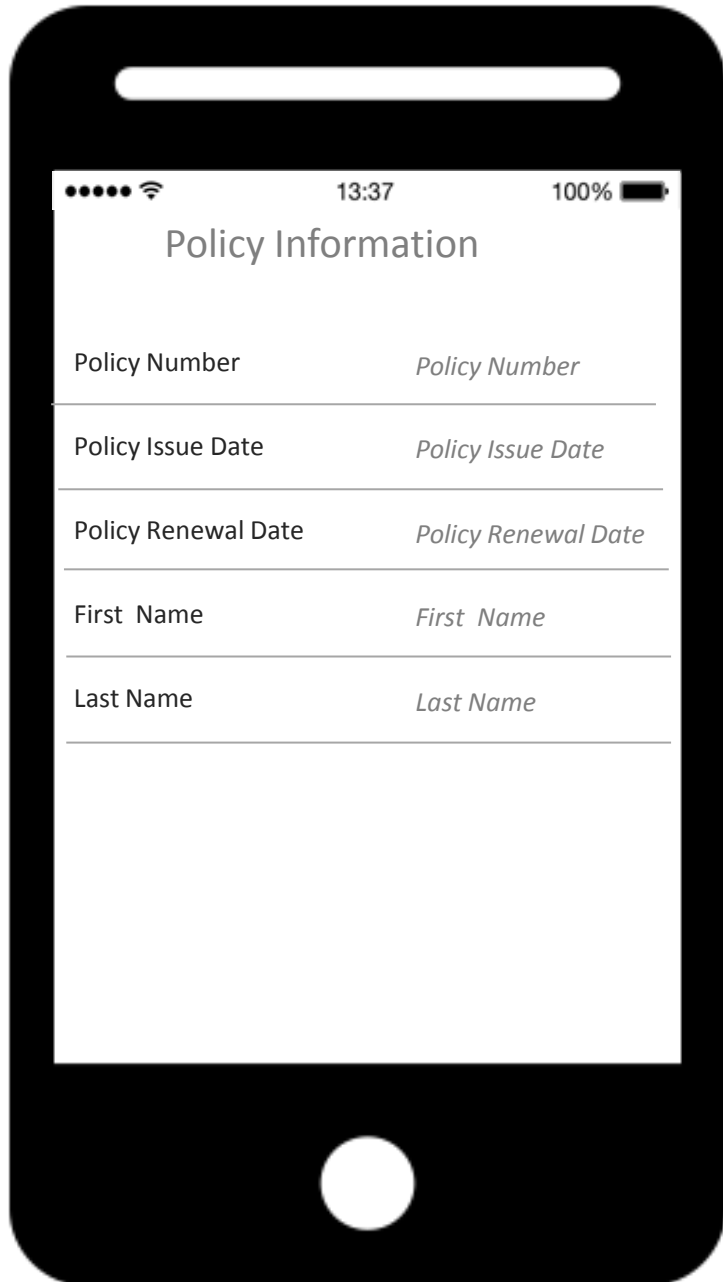
Logout



Login Screen



Registration Screen



Registration Screen


The image shows a smartphone screen with a 'Quick Claim' registration form. The form is displayed in a table-like layout with two columns. The top status bar shows signal strength, time (13:37), and battery level (100%). The form fields are as follows:

| Policy Number | AUT000129 |
|---------------|----------------|
| State | MI |
| City | Orlando |
| Zip Code | 51457 |
| Incident Type | Accident |
| Driver | Robert Downey |
| Vehicles | MI123JH499AUDI |
| Date | 23/05/2014 |
| Time | 4:17:58 |

At the bottom of the form, there are two buttons: 'Cancel' (light gray) and 'Submit' (dark gray).

Registration Screen

The image shows a mobile application interface for a 'New Claim' registration screen. The screen is displayed on a black smartphone frame. At the top, the status bar shows signal strength, Wi-Fi, the time 13:37, and 100% battery. The title 'New Claim' is centered at the top of the app. Below the title, there are eight rows of input fields, each with a label on the left and a placeholder text on the right. The first seven rows have placeholder text that matches the label. The last row, 'Upload Image', has a small grey square icon instead of text. The bottom of the phone frame shows a white circular home button.

| New Claim | |
|--------------------|---|
| Incident Type | <i>Incident Type</i> |
| Driver Details | <i>Driver Details</i> |
| Vehicles Details | <i>Vehicles Details</i> |
| Loss Description | <i>Loss Description</i> |
| Damage Details | <i>Damage Details</i> |
| Date and Time Loss | <i>Date and Time Loss</i> |
| Loss Location | <i>Loss Location</i> |
| Upload Image |  |